

Sapona District
Webelos
Camporee



First Responder



Be Prepared

September 11 - 12, 2020

St. John's Retreat Property





345 Kings Drive
Salisbury, NC 28144

14 August 2020

Dear Cubmaster and Webelos Leaders,

Boy has 2020 been strange-COVID19, hurricane, earthquakes. In an effort to gain a little bit of normalcy, the Sapona District Cub Committee has planned a very exciting Webelos camporee at St. John's Lutheran Church Retreat property on September 11-12, 2020. Our Webelos and Arrow of Light dens will learn First Aid skills while working on the First Responder badge. We plan to have a campfire program Friday, camp Friday night, and do programming on Saturday. All Webelos scouts in attendance will receive a beautiful camporee patch and should be able to complete **First Responder** and **Outdoor Adventurer** adventures. To protect the health and safety of our scouts and leaders, we will follow the **COVID19** protocols successfully used this summer at Camp Barnhardt and day camp. Please note the special on the next page the special actions that will be taken.

Since many Webelos leaders are new to camping and Boy Scout methods, the camporee committee has put together this information booklet that includes descriptions of the events, a set of guidelines, and a campsite checklist. The guide may be downloaded from the Sapona district web site. There is a camporee fee of only \$5.00/scout for this event and of course some costs for the supplies your den uses while they are there. If you have any questions please don't hesitate to contact: Dave Roof-- Home: 704 637-1272, cell: 704 798-8001 or e-mail: dcroof@aol.com



COVID-19 UPDATE

With the upmost concern for camper and staff safety please be aware of the following changes in camporee procedures:

1. Two week health monitoring prior to coming to camporee.
2. When entering retreat property, individuals remain in car until temperature taken.
3. Extended health review at check-in including temperature check.
4. Daily temperature checks. Wear face mask when in groups.
5. Use "social distancing" at group meetings and activities.

Complete the following Medical Screening Checklist before attending any Central NC Council Programs. Please make sure to see the reverse for the Temperature & Symptom Tracker.

1. Have you been in contact with anyone who has been diagnosed with COVID-19 or is otherwise sick?

YES

NO

2. Have you or anyone you have been in close contact with traveled on a cruise ship, traveled internationally, or to an area with a known communicable disease outbreak in the last 14 days?

YES

NO

IF THE ANSWER TO QUESTIONS 1 OR 2 IS YES, THE CAMPER MUST STAY HOME

Symptoms Checklist. Symptoms must be checked for 14 days before arrival at Camp Barnhardt. Participants must also take and record their temperatures for 14 days before arrival at Camp. Symptoms include:

- Shortness of breath
- Flu-like symptoms
- Cough
- Open Sore
- New dry cough
- Vomiting
- Rash
- Unexplained extreme fatigue or muscle aches
- Fever =>100.4°F
- Diarrhea
- Sore throat

**** REMINDER THAT ALL (SCOUT AND ADULT) PARTICIPANTS MUST HAVE PARTS A & B OF THE BSA ANNUAL HEALTH AND MEDICAL FORMS**

Temperature/Symptom Tracker

Participant Name _____

Days Before Camp (8/27/20) 14	Temperature Reading °F	Symptom Free		Comment
		YES	NO	

13	YES	NO
12	YES	NO
11	YES	NO
10	YES	NO
9	YES	NO
8	YES	NO
7	YES	NO
6	YES	NO
5	YES	NO
4	YES	NO
3	YES	NO
2	YES	NO
1	YES	NO
Friday	YES	NO

Parent/Guardian_____

Date _____

**** REMINDER THAT ALL (SCOUT AND ADULT) PARTICIPANTS MUST HAVE PARTS
A & B OF THE BSA ANNUAL HEALTH AND MEDICAL FORMS ****

First Responder Camporee Schedule

Friday, September 11, 2020

4:00 - 8:30 pm – **COVID19 checks**, Registration and Campsite set-up

8:30 pm - Flag Lowering & Campfire Program with den skits

10:00 pm - Lights Out, Quite time

Saturday, September 12, 2020

7:00 - 8:30 am – Wake Up, Breakfast, and Saturday registration

8:45 – Flag Raising and Opening Ceremony

9:00 - 9:55 am – 1st Rotation

10:05 – 11:00am – 2nd Rotation

11:10 – 12:05 am – 3rd Rotation

12:10 – 1:30 pm – Cook & eat Lunch, clean-up

1:35 - 2:30 pm – 4th Rotation

2:35 – 3:30 pm – 5th Rotation

3:40 - 4:25 pm - Work on **Outdoor Adventurer** with den


4:30 pm – Flag Lowering, Break Camp

Events:

1. **First Aid** – First Responder Adventure Requirements 1-8
2. **Fire building, Outdoor code and Leave No Trace** – Outdoorsman requirement 5
3. **Knot, Games, and Relays** – Outdoorsman requirement 4
4. **Geocaching**
5. **BB guns**

Note: Event rotation order will be determined at registration

First Responder Camporee Events



First Aid – Requirement 7, home emergency preparedness plan, of First Responder Adventure should be discussed in den meetings prior to coming to camporee. A professional will teach requirements 1-6 at the camporee.

Visit a First Responder – A first responder will lead a discussion at the campfire program to complete Requirement 8.

Fire Building, Outdoor Code, and Leave No Trace Principles - Each patrol (den) will be given instruction on Leave No Trace principles and fire building.

Knot, Games & Relays –Dens will learn to tie a bowline and participate in a number of games and relays that reinforce the camporee theme.




Geocaching – Caches will be hidden throughout the camp property. Longitudes and latitudes of the caches will be provided. The den/group will be provided the readings and must use a **GPS device** or **Smart phone** to locate the cache. Bringing the **GPS** device or phone is the responsibility of the pack/den.

BB guns – Each camper will shoot BB guns on a standard Cub Scout range

First Responder Information and Rules

1. Registration will begin at 4:00pm on Friday at the **Picnic Shelter** or Saturday morning by 8:30am.. A \$5.00/boy fee is due at registration if not already paid with the computer registration. Camping areas will be chosen on first come – first serve basis in the open field area. No picnic tables may be moved from the shelter.
2. Dens will begin events promptly at 9:00am after the opening ceremony.
3. Packs/dens will be responsible for providing all tents, equipment, food, and drink.
4. The Boy Scout Oath and Boy Scout Law will be followed at all times. Violation of the rules or conduct unbecoming of a Cub/Webelos Scout may lead to expulsion from the camp.
5. Each den/patrol must provide adequate adult supervision with at least one adult for each 4 boys as a minimum. The BSA 2-deep adult leadership policy will be strictly enforced at all times. Webelos must be supervised even during "pick-up" games of tag, soccer, football, Frisbee or similar activities.
6. Alcoholic beverages are not allowed on church property or at BSA events. Possession of them will result in dismissal from camp.
7. Illegal drugs found at the encampment, or suspicion of possession of illegal drugs will not only result in dismissal from the property, but will force the staff to notify law enforcement officials immediately.
8. In accordance with BSA policy, liquid fuels may be used for cooking and lighting only if the fuels are used under adult supervision.
9. ***If a burning ban is not in effect***, campfires are permitted in campsite. Dug fire pits are allowed if no trace remains at checkout. It is recommended that fires be built in a container such as a charcoal grill to insure the campsite can be cleaned properly. Fires must be attended at all times. Fires must be cold before checking out Sunday morning.
10. Campsites should follow low-impact camping guidelines and should meet the campsite checklist guidelines (see enclosure) as closely as possible.
11. Sheath knives or knives with fixed blades are not permitted.
12. Defacing of any church retreat property, including live trees, may result in immediate dismissal from the property with repair cost settled before dismissal.
13. Radios, TVs, electronic games, or other electric devices are not permitted.
14. Fireworks of any type are strictly prohibited.
15. No bicycles will be permitted.
16. Quiet times should be observed with everyone in their campsite.

Leader's Hints



Remember that all packs are to use their own equipment for sleeping and cooking. For packs that don't have tents, check with your troop and borrow equipment. **Note that picnic tables and fire pits at the retreat property will not be available for use in the campsites.** To make your weekend more enjoyable and to begin teaching the Webelos Scouts more about being Boy Scouts, you should consider doing the following:

1. Make the Webelos Den(s) like a Boy Scout patrol(s)
 - a. Vote on a patrol leader for this trip.
 - b. Vote on a patrol name and obtain a patrol patch for their uniforms.
 - c. Make a patrol flag for patrol identification and spirit.

2. Involve the scouts in making plans for the camping trip **Outdoor Adventurer** req.1
 - a. Have some boys develop a duty roster.
 - b. Have some boys develop an equipment list and check out equipment.
 - c. Have some boys develop the menu and supplies list. For example:
 - Sat. Breakfast- Bacon and waffles
 - Sat. Lunch – Sandwiches and drink

3. Train and make sure the Webelos Scouts are prepared for the events
 - First Responder** – Review requirements (Webelos book p. 51)
 - Practice First Aid (Webelos Book pp. 51-77)
 - Fire Building** – Review Outdoor code, Leave No Trace for Kids- web.book p.530
 - Knot, Games and Fun Relays** – Review bowline knot – Webelos book p. 153
 - Geocaching** – Bring **GPS** device or **Smart phone** with longitude/latitude app.
 - BB guns** – No preparation

4. Review requirements for **Outdoor Adventurer** - (Webelos Book pp. 140-155 with modified requirements). Plan a breakfast or lunch meal the scouts can help prepare.

5. Prepare a skit for Friday night campfire program. An additional skit, song or yell may also be prepared.

6. Insure each scout knows what personal equipment to bring.


7. Insure each scout knows details about the trip-when to leave, permission slips, etc.

CAMPSITE CHECKLIST

1. PACK AND DEN CAMPSITE LAYOUT

Showing consideration of wind, terrain, safety, site assignment, and other relevant factors:

- a. Tents arranged by den
- b. Location of food storage, preparation, and cooking areas
- c. Location and storage of fuels
- d. Location of chopping area
- e. Pack/den identification - Flags, gateways, etc.
- f. Posted in campsite
 - 1) Menu for all den meals
 - 2) Duty roster for each den member
 - 3) Schedule of events/den itinerary



2. DEN COOKING AND CLEANUP


- a. Food storage(ice chests, food chests, patrol boxes)
- b. Potable(drinking) water storage
- c. Storage of pots, pans and utensils
- d. Cleanliness of den cooking, eating, cleanup equipment
- e. Den site clean and free of food scraps and trash
- f. Trash bags for disposal of trash and garbage

3. DEN FIRE FIGHTING EQUIPMENT

- a. 2 fire buckets with water in cooking area
- b. 1 fire bucket with water at each tent

4. PACK AND DEN FIRST AID METHODS

- a. First aid kit in plain view and accessible
- b. Appropriate sized first aid kit
- c. First aid kit properly stocked with correct items



5. DEN CHOPPING AREA (if needed)

- a. Roped off
- b. Free of brush, trash and overhanging limbs
- c. Chopping block properly stationed and securely staked
- d. Tools properly displayed or stored
- e. Wood pile neat with some wood in waterproof storage

6. PACK AND DEN CONSERVATION

- a. No hacked or cuts on live trees
- b. No pathways or leaves brushed away from camping areas
- c. No trenching of tents or other areas.

